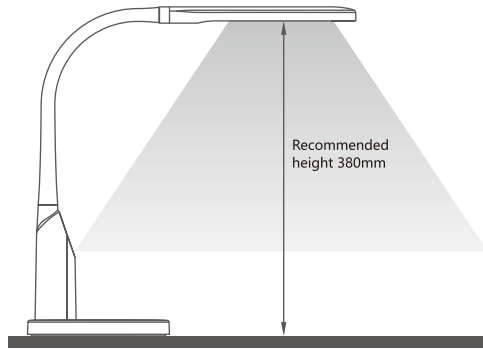


Instruction manual







Product Description

Please read this manual carefully before using the product and keep it in a safe place to prevent future reference.



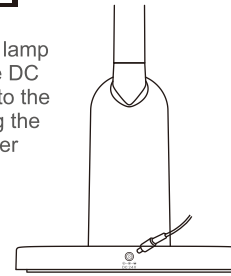
Features

- Short press the power button for 5 step dimming, suitable for different scenarios
- 45 minutes in study mode, the lights are automatically reduced to the darkest reminder to rest
- Cartoon expression, cute shape, embellish the desk
- High-performance LED light source for soft lighting
- 4000K warm white light effect, the color is more realistic and eye protection
- High-sensitivity touch button for elegant control experience
- Flexib lehose arm design, free to adjust the angle of the light
- Low energy consumption, low attenuation, 80% energy saving compared to traditional lamps
- Environmentally friendly, mercury free, no radiation

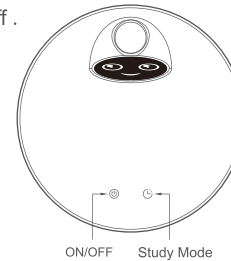
 Cartoon expression	 Free bending	 5 Step dimming
 Base slip	 Touch switch	 Study mode

Instructions for use

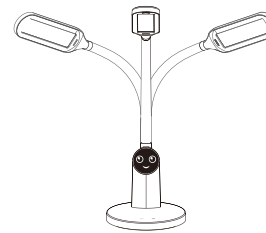
- Install the desk lamp: Place the desk lamp on the desktop smoothly, connect the DC plug of the dedicated power adapter to the DC socket of the lamp body, and plug the other end of the adapter into the power supply.



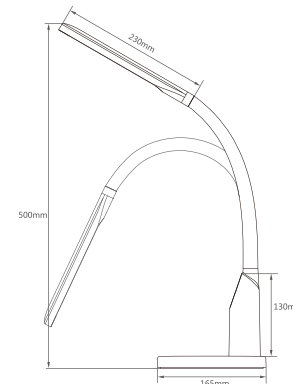
- Touch power button: short touch to turn on the desk lamp. Touch the power button 5 times the desk lamp change the brightness from low to bright. Touch the 6th time to turn off .



- Touch study mode button: Tap to turn on/off the classroom mode, enter the study mode, the light will be shutted down after 45 minutes.



- Adjust the range of the light: When adjusting the angle of the hose, please press the base of the lamp at the same time, the hose can adjust the angle freely (over-adjusting the active joint part of the product will result in joint function damage)



Precautions

- Do not disassemble the product yourself to avoid electric shock.
- Please use the special transformer and power socket specified by the manufacturer to maintain the normal operation of the product.
- Do not over-adjust the active joints of the product to avoid damage to the joint function of the lamp.
- Do not place the product on an unstable desktop during use to avoid damage to the product.
- Do not place the product in a place with high temperature or high humidity.
- To avoid eye damage, do not look directly at the LED light source.
- In the following situations, please unplug the power cord and stop using it. If you have any questions, please ask the customer service staff:
 - *When the power cord or power plug is damaged or damaged.
 - *The lamp holder is damaged or drenched.
 - *The lamp holder housing has damage to the movable joint.
 - *This lamp holder has safety factors such as smoke and sparks.
 - *When the LED bulb is abnormally flashing or damaged.

Technical Parameter

Dimming method	5 Step dimming		
lumen	> 200LM	Rated voltage	5V
Color temperature	4000K	Power	8W

Product contains

- Table lamp _____ 1
- Instruction manual _____ 1
- Adapter _____ 1

